



COLOURS OF AUTUMN | OCTOBER 25TH TO 28TH 2019 4 - 6 PARTICIPANTS

FOUR-DAY photography workshop amidst the splendour of the Swiss Alps, complete with comfortable accommodation in a charming little family-run hotel in the heart of Val de Bagnes.


WORKSHOP SUMMARY

Autumn in the Swiss Alps is quite possibly the most beautiful season of all. It is a time of change, when snow capped summits of immaculate white, complementing a rich palette of earthy tones, contrast starkly against the deep blue of the sky. Add to that the mixed alpine forests setting the valley hillsides 'ablaze' with their fiery reds, oranges and yellows, and the colour show is complete! Beautiful, crisp days and fabulous low-angle light will provide the perfect conditions to develop your skills at capturing beautiful images of Nature.

WORKSHOP PROGRAMME

Day 1: October 25th 2019

- 10 A.M. Rendezvous at Hotel A Lârze, <http://alarze.ch/contact-hotel-en>
- Mid-morning – Meet and greet followed by theory session (getting to know your camera, light and composition fundamentals)
- Lunch
- Afternoon – field photography outing exploring the area of the Six Blanc above Montagne-Alternative
- Apéro (participants select their best photos of the day)
- Dinner
- Group photo presentations



Day 2: October 26th 2019

- 8:30 A.M. – Day excursion to the Val d’Hérémece (Val des Dix / Grande Dixence dam – picnic lunch on-site)
- 6 P.M. – Return to Hotel A Lârze
- Apéro (participants select their best photos of the day)
- Dinner
- Group photo presentations

Day 3: October 27th 2019

- Morning – Photoshop & Lightroom editing session
- 12 P.M. – Departure for the Col de la Forclaz (leisurely stroll along the bisse du Trient, to get a closer look at the imposing Trient glacier – picnic lunch on-site)
- 2:30 P.M. – Departure for Emosson lake on the Swiss/French border (Mont Blanc massif sunset outing)
- Dinner
- Group photo presentations

Day 4: October 28th 2019

- 9 A.M. – Morning excursion to the Gorges du Durnand
- Lakeside picnic lunch in beautiful Champex-Lac
- 2 P.M. – Return to Hotel A Lârze
- Workshop round-up & final photo presentations
- 4 P.M. – Departure

Please note: The above-mentioned programme is intended as a rough guideline only, and is subject to changes without advance notice, depending on weather conditions and/or unforeseen circumstances.



TUTOR

Sébastien Albert, professional photographer - www.trobophoto.com

Unconditional lover of the mountain lifestyle, Sébastien Albert came to the Swiss Alps over 20 years ago, and decided to make Verbier his home after being seduced by its majestic beauty.

Through countless outings over the years, this Canadian photographer has made it his personal mission to immortalize the remarkable landscapes of the region encompassing Verbier, and as a result, his work and the beauty of Verbier's region have become synonymous.


Both outgoing and enthusiastic, Sébastien is keen to share his passion for photography and knowledge of the area, and help you acquire the necessary photographic skills to better capture the images you desire.

WORKSHOP LOCATION

Perfect, not only for its sheer beauty but also its strategic location, the Val de Bagnes will serve as our home base during this workshop. Situated within close proximity of the Rhône Valley and a good number of side valleys (each one offering a distinct charm), we will have more than ample locations where to venture in search of photographic inspiration!

WORKSHOP ACCOMMODATION

Participants will stay at Hotel A Lârze, a charming little family-run hotel in the village of Le Châble, in the heart of Val de Bagnes. This magnificent establishment is comprised of ten cozy rooms, newly built in a sleek, mountain style design, giving guests the impression of being at the chalet. Upon arrival, one can immediately feel the owner's passionate spirit, reflected in the individual attention paid to each and every guest. At Hotel A Lârze, prepare to be pampered!



WORKSHOP DESCRIPTION


During our time together, formal classroom tuition will be kept to a minimum; emphasis will be put on time spent outdoors, putting theory into practice, gaining as much 'hands-on' experience as possible.

Our aim is to capture the classic scenic splendour of the mountains, and to do so in an artistic and creative manner, turning the ordinary into 'extraordinary'. We shall focus on the shapes and textures in the landscape, exploring the patterns of trees on mountainsides, to the miniature landscapes of fungi, lichens and grasses. The creative use of lighting and composition will be a key aspect of the weekend, as we develop our skills at capturing beautiful and interesting, well-balanced images.

Furthermore, small groups of no more than six participants per tutor will ensure that everyone receives individual attention.

On October 25th, following an introductory theory lesson where topics such as the fundamental basics of light and composition, as well as how your camera works as a light-measuring device will be addressed, an excursion to the nearby area of the Six Blanc is planned in order to put theory into practice.

An excursion to the Val d'Hérémence will take place on October 26th. There, we will take a walk in the natural reserve of the Val des Dix, a sanctuary for ibex, where chances of seeing these amazing animals in their natural habitat are quite high. During our visit to this beautiful valley, we will also discover the largest counterweight dam in Europe, and turn our lenses towards the Lac des Dix's wonderful turquoise waters and backdrop of majestic snow-capped mountains.



On October 27th, we will spend the morning in the peace and tranquility of Hotel A Lârze's comfortable communal spaces, and delve deeper into the world of image post-processing during a Lightroom & Photoshop editing session. We then set off on a scenic drive towards Col de la Forclaz, stopping numerous times along the way to shoot images whenever photographic inspiration arises. After lunch, we continue our journey a little further afield to the region of Emosson, in order to capture the last rays of light caressing the Mont Blanc and its rocky neighbours. Situated on the Swiss/French border, this viewpoint offers unparalleled views of the 'roof' of Europe, as well as a number of other famous peaks, which make up the Mont Blanc Massif.


On our final day together, we will venture to the nearby Gorges du Durnand, where cascading waterfalls of crystalline waters shall provide us with the perfect subject matter to explore the possibilities of long exposures in order to create fantastic 'motion blur effect' photography. A lakeside picnic lunch is then planned in the peaceful resort town of Champex-Lac, before returning to the hotel for the workshop's final photo presentations.

During our time together, we will explore the following topics:

1. THE CAMERA AS A LIGHT-MEASURING DEVICE

Understanding how your camera works & the correlation between its various components.

- Shutter Speed;
- Apertures and F-stops;
- ISO sensitivity;
- Focal Length;
- Exposure Reciprocity (combination of shutter speed & aperture: the reciprocity rule);
- Subject Motion (field exercises: 'freeze' or 'blur' your subject by using various speeds – e.g. waterfalls at Gorge du Durnand);
- Depth of Field (close-up photography field exercises using various subjects such as tree leaves, fungi, etc).



2. COMPOSITION

Applying general rules to create well-balanced images with strong visual impact.

- Focal Point (pinpointing & isolating the main subject(s));
- Rule of Thirds (understanding what it is & how to put it to good use);
- Simplicity (presenting a clear message by keeping the composition simple);
- Leading Lines (creating energy & movement in the image: graceful curves and/or dynamic diagonals);
- Repetition (looking out for repetition of shapes & textures: creating rhythm & motion with patterns).


3. POST-PROCESSING & PHOTO EDITING

Learning the fundamental basics of Lightroom in order to further 'enhance' your images.

- Image cropping & re-sizing;
- Level adjustments;
- Colour corrections;
- Photo 'clean-up' using the Clone Stamp tool;
- Using layers effectively;
- Preparing files for print.

We will also discuss general camera modes (exposure & focus), talk about the white balance, learn to understand histograms and try to touch on any other aspect of the camera controls (individually, as required per each participant/camera make).

At the end of each day, you will be able to download and select your favourite images to share and discuss with your group and tutor. During this exercise, conducted in an informal atmosphere, the tutor and other participants will highlight the qualities of the photographs presented, as well as offer constructive feedback.



PRE-REQUISITES

This four-day workshop involves daily walks and/or short hikes, at altitudes ranging between 800m – 2'400m. While we shall always be travelling on well-travelled marked paths, it is advisable for participants to enjoy walking, and be reasonably fit. If unsure about your level of fitness and ability to participate, please enquire at info@trobophoto.com.


Basic knowledge of how your camera works is definitely a plus, but not entirely necessary, as we will touch on this matter during the workshop. Understanding how a computer works and knowing how to successfully transfer and sort your photos is also a bonus, yet again, not mandatory for participating in this workshop.

PRICE

1'259 CHF all-inclusive package (based on a minimum of 4 participants, double occupancy rooms*) *single room supplement = 50 CHF/night

Which includes:

- 4 days professional photography tuition
- Full-day excursion to Val d'Hérémence
- Half-day excursions to Gorges du Durnand & Six Blanc area
- Sunset excursion to Emosson
- 3 nights accommodation at Hotel A Lârze
- Breakfasts
- Packed lunches
- Apéro
- Evening meals
- Wine & Refreshments
- Wifi
- Transport



WHAT TO BRING

- Digital SLR camera with lenses covering the range from wide-angle to tele-zoom, otherwise, a 'trans-standard' zoom could suffice;

Or

- Digital 'bridge' camera (compact cameras are also a possibility, but not recommended because most do not offer 'manual mode' flexibility. If unsure about your equipment, please enquire at info@trobophoto.com);
- Memory card(s) (compatible for your camera - 8 GB minimum);
- Camera manual (ideal but not necessary);
- Charger and/or spare batteries;
- Tripod (optional);
- Appropriate clothing: long-sleeved layers, windproof & waterproof jacket, (for cooler temperatures & possibly wet and windy weather);
- Good walking shoes;
- Walking poles (optional);
- Pen and notebook to take notes;
- Sun protection (hat, glasses, lotion, etc.);
- Water bottle (big enough for field outings);
- Laptop (Mac or PC) (ideal but not necessary);
- Card reader and/or computer transfer wires (format must be compatible with your camera);
- USB memory stick - 8 GB minimum (practical but not necessary);
- All other personal effects you think necessary for your long weekend stay.

In case of doubt regarding any of the above-mentioned points, please do not hesitate to contact us at info@trobophoto.com.

