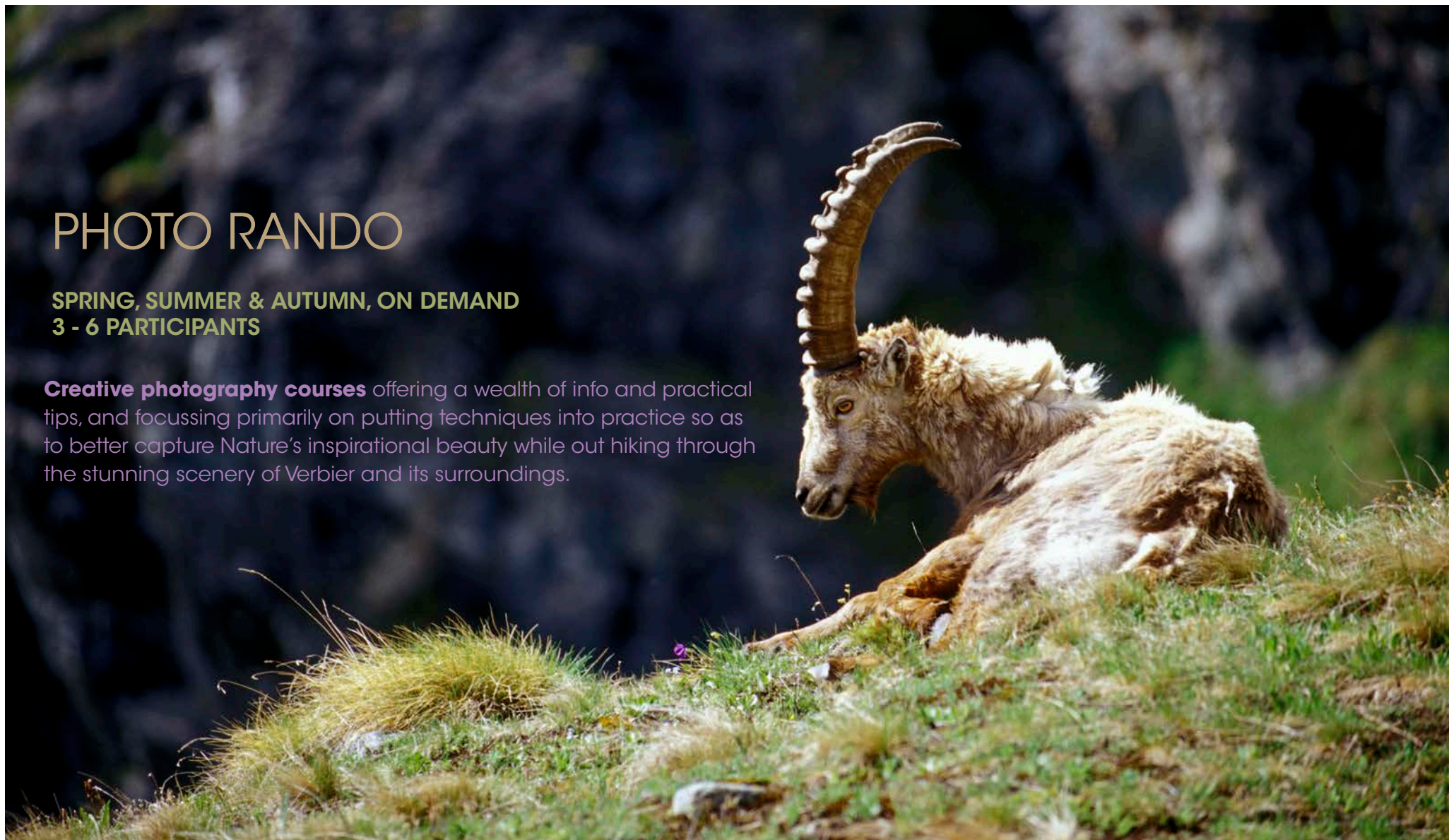


## PHOTO RANDO

SPRING, SUMMER & AUTUMN, ON DEMAND  
3 - 6 PARTICIPANTS

**Creative photography courses** offering a wealth of info and practical tips, and focussing primarily on putting techniques into practice so as to better capture Nature's inspirational beauty while out hiking through the stunning scenery of Verbier and its surroundings.




## COURSE SUMMARY

Summer and autumn are perfect seasons to hone your skills at capturing striking images of Nature's beauty in the Swiss Alps. The enchanting region of Verbier and the neighbouring valleys of the Bas-Valais will serve as our 'classroom', as we discover its pristine beauty by ways of hikes, in search of photographic inspiration. Outings shall be adapted in function of the season, and tailored to suit the physical abilities of the participants, ensuring we get the most out of our time together. Together with a handful of other like-minded photo enthusiasts, the creative 'juices' are guaranteed to flow as we find ourselves in perfect symbiosis with nature.

## COURSE PROGRAMME

- 9 A.M. – Rendez-vous at a predetermined location
- 9:15 A.M. – Theory lesson  
(getting to know your camera, light and composition fundamentals)
- 11 A.M. – Departure for the chosen hike of the day
- Late-morning & Afternoon – Hike / field photography outing  
(picnic lunch along the way)
- 5:30 P.M. – Return to point of departure & downloading  
of participants' photos onto a tablet
- 6 P.M. – Course round-up & photo presentations

Please note: The above-mentioned programme is intended as a rough guideline only, and is subject to changes without advance notice, depending on weather conditions and/or unforeseen circumstances.



## TUTOR

Sébastien Albert, professional photographer - [www.trobophoto.com](http://www.trobophoto.com)

Unconditional lover of the mountain lifestyle, Sébastien Albert came to the Swiss Alps over 20 years ago, and decided to make Verbier his home after being seduced by its majestic beauty.

Through countless outings over the years, this Canadian photographer has made it his personal mission to immortalize the remarkable landscapes of the region encompassing Verbier, and as a result, his work and the beauty of Verbier's region have become synonymous.

Both outgoing and enthusiastic, Sébastien is keen to share his passion for photography and knowledge of the area, and help you acquire the necessary photographic skills to better capture the images you desire.

## COURSE DESCRIPTION


During our time together, formal classroom tuition will be kept to a minimum; emphasis will be put on time spent outdoors, putting the morning's theory lesson into practice, and gaining as much 'hands-on' experience as possible.

Our aim is to capture the classic scenic splendour of the mountains in an artistic and creative manner.

Making use of our beautiful surroundings, we shall focus on the shapes and textures in the landscape, as we develop our skills at capturing beautiful and interesting, well-balanced images.

Once on our chosen hike of the day, we will have countless opportunities to capture the beauty that surrounds us, as our schedule will allow sufficient time for stops, whenever photographic inspiration 'grabs' us.

Small groups of no more than six participants will ensure that everyone receives individual attention, and further instruction shall be given, according to each and everyone's specific needs.



During our time together, we will explore the following topics:

## 1. THE CAMERA AS A LIGHT-MEASURING DEVICE

*Understanding how your camera works & the correlation between its various components.*

- Shutter Speed;
- Apertures and F-stops;
- ISO sensitivity;
- Focal Length;
- Exposure Reciprocity (combination of shutter speed & aperture: the reciprocity rule).


## 2. COMPOSITION

*Applying general rules to create well-balanced images with strong visual impact.*

- Focal Point (pinpointing & isolating the main subject(s));
- Rule of Thirds (understanding what it is & how to put it to good use);
- Simplicity (presenting a clear message by keeping the composition simple);
- Leading Lines (creating energy & movement in the image: graceful curves and/or dynamic diagonals);
- Repetition (looking out for repetition of shapes & textures: creating rhythm & motion with patterns).

We will also discuss general camera modes (exposure & focus), talk about the white balance, learn to understand histograms and try to touch on any other aspect of the camera controls (individually, as required per each participant/camera make).

At the end of the outing, you will be able to download and select your favourite images to share and discuss with your group and tutor. During this exercise, conducted in an informal atmosphere, the tutor and other participants will highlight the qualities of the photographs presented, as well as offer constructive feedback.



## PRE-REQUISITES

This day course involves hiking at altitudes which range between 800m – 2'800m, depending on the chosen outing. We shall always be travelling on well-travelled marked paths, and the hike will be chosen to suit the participants' physical abilities. It is advisable however for participants to be reasonably fit, and to enjoy walking in the nature. If unsure about your level of fitness and ability to participate, please enquire at [info@trobophoto.com](mailto:info@trobophoto.com).

Basic knowledge of how your camera works is definitely a plus, but not entirely necessary, as we will touch on this matter during the theory lesson, before our scheduled outing.

## PRICE

195 chf per person (based on a minimum of 3 participants)

### Includes:

- Theory lesson (including hand-outs)
- Croissants, tea & coffee during lesson
- Personalized professional photography tuition
- Transportation to/from outing (when applicable)

### Not included:

- Lunch
- Lift pass (when applicable)
- Accommodation is also possible through our lodging partner, Hôtel A Lârze. <http://alarze.ch> (Preferential price of 80 chf per person/night - B&B, based on double occupancy.)



## WHAT TO BRING

- Digital SLR camera with lenses covering the range from wide-angle to tele-zoom, otherwise, a 'trans-standard' zoom could suffice;

Or

- Digital 'bridge' camera (compact cameras are also a possibility, but not recommended because most do not offer 'manual mode' flexibility. If unsure about your equipment, please enquire at [info@trobophoto.com](mailto:info@trobophoto.com));
- Memory card(s) (compatible for your camera - 8 GB minimum);
- Camera manual (ideal but not necessary);
- Fully charged battery (and ideally a spare);
- Tripod (optional);
- Appropriate clothing: long-sleeved layers, windproof & waterproof jacket, (for cooler temperatures & possibly wet and windy weather, weather can change quickly in the mountains);
- Sturdy footwear;
- Pen and notebook to take notes;
- Sun protection (hat, glasses, lotion, etc.);
- Water bottle (big enough for field outings);
- Lunch;
- All other personal effects you think necessary for your outing.

*In case of doubt regarding any of the above-mentioned points, please do not hesitate to contact us at [info@trobophoto.com](mailto:info@trobophoto.com).*

